


1ST JANATA BANK MUTUAL FUND
Statement of Financial Position (Un-audited)
As at September 30, 2022

Particulars	Note	Amount in Taka	
		30-Sep-22	30-Jun-22
ASSETS			
Investment at Fair value	1.00	2,730,727,551	2,814,867,984
Dividend Receivables	2.00	7,960,322	9,543,202
Interest Receivables	3.00	16,378,441	19,218,886
Advance, Deposit & Prepayments	4.00	6,857,025	7,897,562
Receivable from Brokerhouse	5.00	9,498	29,027,314
Cash & Cash Equivalents	6.00	141,517,419	251,497,153
Preliminary & Issue Expenses	7.00	9,559,827	9,861,959
		2,913,010,082	3,141,914,059
LIABILITIES			
Accounts Payables	8.00	20,789,967	3,132,932
Unclaimed Dividend	6.01	29,547,847	7,771,995
		50,337,813	10,904,927
NET ASSETS		2,862,672,269	3,131,009,132
OWNERS' EQUITY			
Capital Fund		2,899,233,480	2,899,233,480
Dividend Equalization & TRR Reserve		28,829,310	160,770,843
Retained Earnings	09.00	(65,390,520)	71,004,810
		2,862,672,269	3,131,009,132
Net Assets Value (NAV)-at Cost	10.00	3,162,787,524	3,373,801,001
No. of unit		289,923,348	289,923,348
		10.91	11.64
Net Assets Value (NAV)-at Fair value	10.00	2,862,672,269	3,131,009,132
No. of unit		289,923,348	289,923,348
		9.87	10.80

On behalf of 1st Janata Bank Mutual Fund:



Chairman, Trustee
Investment Corporation of Bangladesh




Member, Trustee
Investment Corporation of Bangladesh


Dhaka
Date: October 25, 2022



CEO & Managing Director
Asset Manager
Bangladesh RACE Management PCL



Head of Fund Accounts
Asset Manager
Bangladesh RACE Management PCL



Chief Compliance Officer
Asset Manager
Bangladesh RACE Management PCL




1ST JANATA BANK MUTUAL FUND
Statement of Profit or Loss and Other Comprehensive Income (Un-audited)
For the period from July 01, 2022 to September 30, 2022


Particulars	Note	Amount in Taka	
		July 01, 2022 to Sep. 30, 2022	July 01, 2021 to Sep. 30, 2021
<u>INCOME</u>			
Net profit on sale of securities		(9,505,961)	62,409,760
Dividend from investment		7,829,281	9,156,570
Interest income	11.00	6,536,655	15,840,550
		4,859,975	87,406,880
<u>EXPENSES</u>			
Management Fees		8,551,917	10,057,658
Amortization of Preliminary & Issue Exp.		302,131	302,131
Annual Listing Fees		1,033,231	1,033,231
Trustee Fees		886,888	856,493
Custodian Fees		671,528	831,874
CDBL Charges		91,671	75,802
Bank Charges		5,954	1,660
Payment to Capital Market Stabilization Fund*		-	582,614
Printing Publication & IPO Expenses	12.00	101,000	110,840
		11,644,320	13,852,304
Net Profit before Provision		(6,784,345)	73,554,577
(Total Provision for VAT, Tax and writeoff)/ write back against erosion of fair value	13.00	(58,606,174)	(16,508,649)
(A) Net Profit after Provision transferred to retained earnings		(65,390,520)	57,045,928
Other Comprehensive Income:			
Unrealised gain/ (loss)		-	195,408,702
Total profit or loss and other comprehensive income		(65,390,520)	252,454,630
(B) No. of Unit		289,923,348	289,923,348
Earnings Per Unit (EPU) **	14.00	(0.23)	0.20

* In compliance with BSEC Rule-SEC/SRMIC/165-2020/part-1/166 unpaid/ unclaimed dividend with accrued interest has been transferred to BSEC Capital Market Stabilization Fund.

** The EPU has been calculated, dividing (A) Net profit after provision transferred to retained earnings by (B) outstanding units as on September 30, 2022.

On behalf of 1st Janata Bank Mutual Fund:


Chairman, Trustee
Investment Corporation of Bangladesh


CEO & Managing Director
Asset Manager
Bangladesh RACE Management PCL


Member, Trustee
Investment Corporation of Bangladesh


Head of Fund Accounts
Asset Manager
Bangladesh RACE Management PCL


Chief Compliance Officer
Asset Manager
Bangladesh RACE Management PCL

Dhaka
Date: October 25, 2022



1ST JANATA BANK MUTUAL FUND
Statement of Changes in Equity (Un-audited)
For the period ended September 30, 2022


Amount in Taka

Particulars	Capital Fund	Dividend Equalization & TRR Reserve	Unrealized Gain	Retained Earnings	Total Equity
Balance at July 01, 2022	2,899,233,480	160,770,843	-	71,004,810	3,131,009,132
Dividend Equalization & TRR Reserve	-	(131,941,533)	-	131,941,533	-
Dividend for 2021-2022 (Cash)	-	-	-	(202,946,344)	(202,946,344)
Profit during the period	-	-	-	(65,390,520)	(65,390,520)
Balance at Sep. 30, 2022	2,899,233,480	28,829,310	-	(65,390,520)	2,862,672,269

Statement of Changes in Equity (Un-audited)
For the period ended September 30, 2021

Particulars	Capital Fund	Dividend Equalization & TRR Reserve	Unrealized Gain	Retained Earnings	Total Equity
Balance at July 01, 2021	2,899,233,480	160,770,843	24,064,070	377,806,312	3,461,874,703
Dividend for 2020-2021 (Cash)	-	-	-	(376,900,352)	(376,900,352)
Unrealized Gain	-	-	195,408,702	-	195,408,702
Profit during the period	-	-	-	57,045,928	57,045,928
Balance at Sep. 30, 2021	2,899,233,480	160,770,843	219,472,772	57,951,887	3,337,428,981

On behalf of 1st Janata Bank Mutual Fund:



Chairman, Trustee
Investment Corporation of Bangladesh



Member, Trustee
Investment Corporation of Bangladesh

Dhaka
Date: October 25, 2022



CEO & Managing Director
Asset Manager
Bangladesh RACE Management PCL



Head of Fund Accounts
Asset Manager
Bangladesh RACE Management PCL




Chief Compliance Officer
Asset Manager
Bangladesh RACE Management PCL




1ST JANATA BANK MUTUAL FUND
Statement of Cash Flows (Un-audited)
For the period from July 01, 2022 to September 30, 2022

Particulars	Amount in Taka	
	July 01, 2022 to Sep. 30, 2022	July 01, 2021 to Sep. 30, 2021
A. Cash flows from / (used in) Operating Activities		
Net profit on sale of securities	(9,505,961)	2,516,164
Dividend from investment	9,412,161	16,535,078
Interest income	9,377,100	62,409,760
Operating expenses	(1,363,354)	(10,900,803)
Net cash from Operating Activities	7,919,947	70,560,199
B. Cash flows from Investing Activities		
Net Investment in Securities	63,270,811	257,030,983
Net cash from investing Activities	63,270,811	257,030,983
C. Cash flows from Financing Activities		
Dividend paid (2021-2022)	(202,946,344)	(376,900,352)
Unclaimed Dividend	21,775,852	-
Net cash used in Financing Activities	(181,170,492)	(376,900,352)
Net cash flows (A+B+C)	(109,979,734)	(49,309,170)
Opening Cash & Cash Equivalents	251,497,153	142,136,716
Closing Cash & Cash Equivalents	141,517,419	92,827,546
Net Operating Cash flow Per Unit (NOCFPU)	0.03	0.24

On behalf of 1st Janata Bank Mutual Fund:


Chairman, Trustee
Investment Corporation of Bangladesh


Member, Trustee
Investment Corporation of Bangladesh

Dhaka
Date: October 25, 2022




CEO & Managing Director
Asset Manager
Bangladesh RACE Management PCL


Head of Fund Accounts
Asset Manager
Bangladesh RACE Management PCL


Chief Compliance Officer
Asset Manager
Bangladesh RACE Management PCL

1ST JANATA BANK MUTUAL FUND
Notes to the Financial Statements
For the period ended September 30, 2022

		Amount in Taka	
		30-Sep-22	30-Jun-22
Investment at Fair value :			
Capital Market Securities-Listed	01.01	2,198,117,597	2,025,192,875
Capital Market Securities-Non Listed	01.02	376,740,561	633,805,716
Non-Listed Private Equity-BSEC approved	01.03	155,869,392	155,869,392
		2,730,727,551	2,814,867,984

01.01 Capital Market Securities-Listed:

Sector/Category	Number of Shares	Amount in Taka			Fair Values As on June 30, 2022
		Cost	Fair Values As on September 30, 2022	Req. Provision /Excess Gain	
Bank	44,520,455	854,277,728	749,086,591	(105,191,137)	634,167,437
Cement	28,902	10,685,069	5,176,348	(5,508,721)	11,370,131
Corporate Bond	19,044	20,125,318	20,091,420	(33,898)	20,500,866
Engineering	9,097	1,611,261	1,381,834	(229,426)	1,480,082
Food and Allied	385,706	226,768,129	200,065,702	(26,702,426)	157,998,711
Fuel and Power	2,114,615	191,440,848	147,063,177	(44,377,672)	156,595,148
Insurance	498,037	56,482,376	48,907,233	(7,575,143)	41,797,111
Miscellaneous	313,066	76,983,695	71,810,483	(5,173,212)	42,953,931
Mutual Funds	10,297,556	131,824,947	98,070,429	(33,754,518)	99,033,671
NBFI	2,438,169	204,010,515	141,415,103	(62,595,412)	159,907,259
Pharma	1,377,373	549,157,543	577,895,025	28,737,481	559,299,290
Telecommunication	476,332	176,519,113	136,516,751	(40,002,361)	140,089,241
Advance in IPO	63,750	637,500	637,500	-	-
Total	62,542,102	2,500,524,042	2,198,117,597	(302,406,445)	2,025,192,875

01.02 Capital Market Securities-Non Listed:

Particulars	Amount in Taka			Fair Value As On June 30, 2022
	Cost	Fair Values As on September 30, 2022	Req. Provision /Excess Gain	
HFAML Unit Fund	3,000,000	3,598,574	598,574	3,598,570
Capital Market Securities-Non Listed (Unit Fund)	3,000,000	3,598,574	598,574	3,598,570
Best Holding Ltd. Convertible Bond	252,449,372	252,449,372	-	248,000,000
Regent Spinning Mills Corporate Bond	50,000,000	50,000,000	-	50,000,000
Premier Bank Ltd. Corporate Bonds	69,000,000	70,692,616	1,692,616	332,207,146
Capital Market Securities-Non Listed (Bond)	371,449,372	373,141,988	1,692,616	630,207,146
Total of Unit Fund and Bond Investment	374,449,372	376,740,561	2,291,190	633,805,716

01.03 Non-Listed Private Equity -BSEC approved:

Particulars	Amount in Taka			Fair Value As On June 30, 2022
	Cost	Fair Values As on September 30, 2022	Req. Provision /Excess Gain	
Padma Bank Limited	63,888,890	63,888,890	-	63,888,890
Multi Securities & Services Ltd.	91,980,502	91,980,502	-	91,980,502
Total of BSEC approved Private Equity Investment	155,869,392	155,869,392	-	155,869,392

(Net Provision)/ Unrealized gain Taken (1.01+1.02+1.03)

(300,115,255)

(242,791,869)

02.00 Dividend Receivables :

This is made up as follows:

Particulars

AB Bank Ltd	-	197,650
Berger Paint BD Ltd	5,476	27,380
Grameenphone Ltd	7,315,211	-
City Bank Ltd	-	3,823,075
Heidelberg Cement Bangladesh Ltd.	-	141,786
NCC Bank Ltd.	361,213	1,806,108
Southeast Bank Ltd	278,421	1,392,126
Standard Bank Ltd	-	681,848
Union Bank Limited	-	112,169
Multi Securities & Services Ltd	-	1,361,061
	7,960,322	9,543,202



		Amount in Taka	
		30-Sep-22	30-Jun-22
03.00 Interest Receivable :			
Interest Receivable from Corporate Bonds		14,517,577	19,218,886
Interest Receivables from Bank Accounts		1,860,864	-
		16,378,441	19,218,886
04.00 Advance, deposit and prepayments :			
BSEC Annual Fee		2,168,467	2,899,233
DSE Annual Fee		151,232	302,465
CSE Annual Fee		151,232	302,465
Trustee Fee		886,888	1,773,776
CDBL Annual Fee		7,405	23,523
Advance Income Tax		2,991,799	2,096,099
Security Deposit		500,000	500,000
		6,857,025	7,897,562
05.00 Receivable from Brokerhouse :			
Receivable from Brokerhouse		9,498	29,027,314
		9,498	29,027,314
06.00 Cash and cash equivalents :			
Operational Accounts			
BRAC Bank Ltd.-(1501202032682001)		8,519,119	17,694,154
City Bank Ltd.-(3101163392001)		8,713	8,713
Dhaka Bank- (2011520000059)		11,687,596	13,286,880
Eastern Bank Ltd.-(1011220139894)		85	85
Janata Bank Ltd.-(004001375)		8,056	8,056
Permier Bank Ltd.-(010413600000003)		-	-
Southeast Bank Ltd.-(0013100000005)		3,454	131,804,777
One Bank Ltd.-(0123000000686)		1,162,854	59,853,054
Padma Bank Ltd.-(0113000164456)		38,533	38,533
Padma Bank Ltd.-(0113000082173)		20,731,722	20,731,722
Sub total		42,160,132	243,425,974
Dividend & IPO Accounts			
City Bank Ltd.-(3101163393001)		-	-
Bank Asia Ltd.-(04936000131)		-	7,788
Bank Asia Ltd.-04936000139 (2018-19)		1,823,830	1,816,042
One Bank Ltd.-(0182100000068)		69,510,256	-
Bank Asia Ltd.-04936000154 (2020-21)		6,151,777	6,247,349
One Bank Ltd.-0183000001467		21,871,424	-
Sub total	06.01	99,357,287	8,071,179
		141,517,419	251,497,153
06.01 Unclaimed Dividend:			
Year 2021-2022		21,871,424	-
Year 2020-2021		6,151,777	6,247,349
Year 2018-2019		1,524,646	1,516,858
Year 2017-2018		-	7,788
		29,547,847	7,771,995
07.00 Preliminary and issue expenses :			
Opening balance		9,861,959	11,060,632
Less: Amortization during the period		302,131	1,198,673
		9,559,827	9,861,959
08.00 Accounts Payable :			
Management Fee		8,261,448	51,608
Custodian Fee		1,254,755	2,026,286
Audit Fee		-	40,500
Printing Publication & IPO Expenses		325,100	325,100
Preliminary Expenses payable		207,741	207,741
Payable to Brokerhouse		8,718,736	-
Tax & VAT & Other Payable		2,022,186	481,697
		20,789,967	3,132,932



		Amount in Taka	
		30-Sep-22	30-Jun-22
09.00	Distributable Dividend Capacity:		
	Retained earning opening	71,004,810	377,806,312
	Reserve transfer to retained earnings	131,941,533	131,941,533
	Dividend Paid for 2021-2022	(202,946,344)	(376,900,352)
	Profit for the period	(65,390,520)	70,098,851
	a.Total Distributable Dividend Capacity	(65,390,520)	202,946,343
	b. Fund Capital	2,899,233,480	2,899,233,480
	(a/b)Distributable Dividend Capacity	-2.26%	7.00%
10.00	Net Asset Value (NAV)		
	Total Net Assets Value at Cost	3,162,787,524	3,373,801,001
	Number of unit	289,923,348	289,923,348
	Per Unit NAV at Cost	10.91	11.64
	a.Total Net Assets Value at Cost	3,162,787,524	3,373,801,001
	b. (Unrealised loss) or Unrealised Gain	(300,115,255)	(242,791,869)
	Total Net Assets Value at Fair Value (a+b)	2,862,672,269	3,131,009,132
	Number of unit	289,923,348	289,923,348
	Per Unit NAV at Fair Value	9.87	10.80
		Amount in Taka	
		30-Sep-22	30-Sep-21
11.00	Interest Income :		
	Interest Income from Corporate Bonds	4,675,791	14,422,575
	Interest Income from Bank Accounts	1,860,864	1,417,975
		6,536,655	15,840,550
12.00	Printing Publication and IPO Expenses:		
	Publication of Reports & Periodicals Expenses	98,000	104,840
	IPO Expenses	3,000	6,000
		101,000	110,840
13.00	(Total Provision for VAT, Tax and writeoff)/ write back against erosion of fair value:		
	a. Balance Forwarded for provision (Cumulative)	(242,791,869)	-
	b. Total Required (Provision)/Excess (Note 1.01+1.02+1.03)	(300,115,255)	-
	(a-b) (Provision)/Written Back of provision in Profit or Loss Statement	(57,323,386)	-
	Write off for Regent Bond	-	(15,000,000)
	Provision for Tax & VAT	(1,282,788)	(1,508,649)
	Total (Provision)/Writeback Charged	(58,606,174)	(16,508,649)
14.00	Earnings Per Unit (EPU):		
	Net profit after (provision)/writeback of unrealise loss	(65,390,520)	57,045,928
	Number of unit	289,923,348	289,923,348
	EPU	(0.23)	0.20

